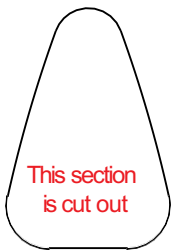
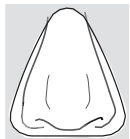
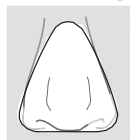
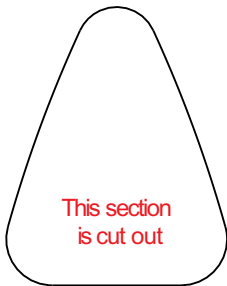


IPATS NASAL CPAP >12Kg Sizing Guide – MiniMe2

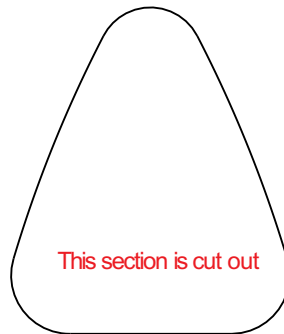
- MiniMe2 masks require patient specific measurement to select correct size.
- XS mask fit starts at 12Kg / 2yrs
- L mask is an adult size mask suitable for Children / Young Adults 12yr+
- Choice of optimal mask within this range is based using size guide below



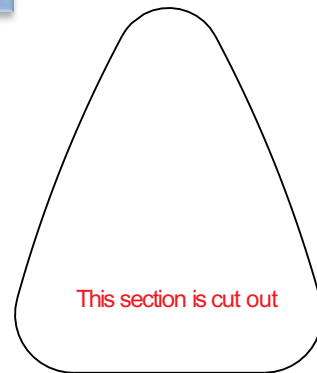
XS



S



M



L



Packaged with Xsmall/Small Headgear
Will fit head circumference 35.5cm – 53.5cm



Packaged with Medium/Large Headgear
Will fit head circumference 48 - 63.5cm

| Age | OFC 50 th centile | OFC 98 th centile | Expected Mask size |
|--------|------------------------------|------------------------------|--------------------|
| 2yr | 49cm | 52cm | |
| 3yr | 49.5 | 53cm | |
| 4yr | 50.5 | 53.5 | |
| 5yr | 51 | 54 | |
| 6yr | 51.5 | 54.5 | |
| 7yr | 52 | 55 | |
| 8yr | 52.5 | 55 | |
| 9yr | 53 | 55.5 | |
| 10yr | 53 | 56 | |
| 11yr | 53.5 | 56.5 | |
| 12yr + | 54 | 57 | |